

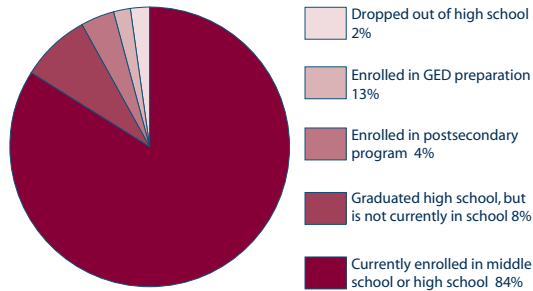
Cambridge/Chelsea—YouthWorks 2007 Program Profile

NUMBER OF YOUTH SERVED BY YOUTHWORKS IN 2007

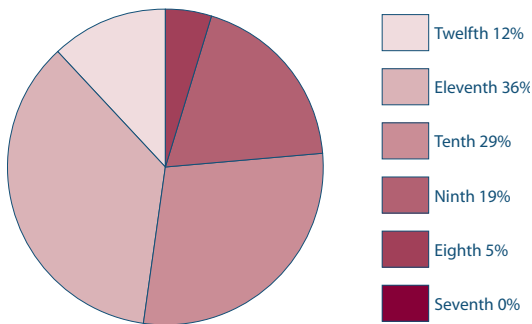
Total Number of Youth Served: 106

SCHOOL STATUS AND GRADE LEVEL OF YOUTHWORKS PARTICIPANTS

School Status (N = 51)



Grade Level of In-School Youth



JOB PLACEMENTS FOR 2008

(N = 51)

Job Placement	Number	Percentage
Office and Clerical	7	14%
Child Care/Camp Couns.	2	4%
Maintenance and Lands.	25	49%
Information Tech	0	0%
Other Private Sector	1	2%
Other Non-profit	16	31%
Arts & Communications	0	0%

GENDER AND ETHNICITY OF YOUTHWORKS PARTICIPANTS

Ethnicity	Female	Male	Total
African-American	21	15	36
Hispanic Origin	1	5	6
White	0	3	3
Asian	3	0	3
All Other	1	2	3
Totals	26	25	51

RISK CATEGORY OF YOUTHWORKS PARTICIPANTS

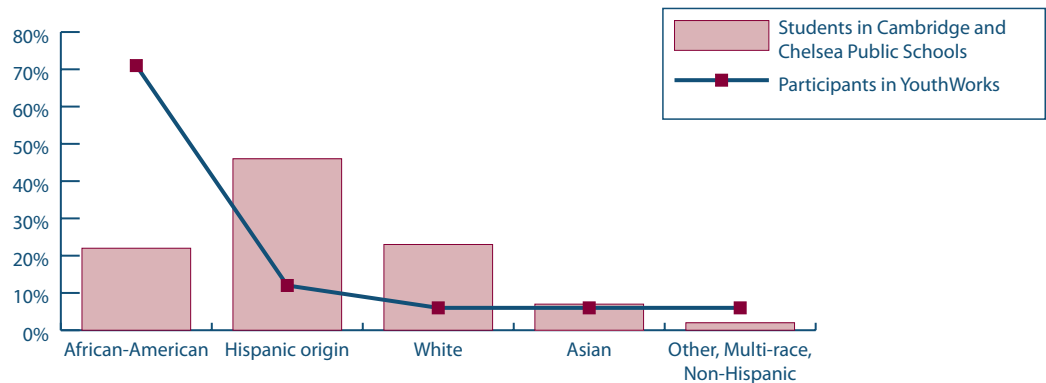
Risk Category (N =)	Number	% of Total
Poor academic performance or is a dropout	9	33%
Is a child of a single working parent	7	26%
Homeless or a runaway	1	4%
Has a disability	5	19%
Has aged out of foster care, or close to aging out	0	0%
Court-involved or has history of delinquency	1	4%
Is a teen parent	0	0%
Limited English skills or is a foreign immigrant	4	15%
Totals	27	-

Note: Some youth are counted in more than one risk category

WAGE INFORMATION

Average Wage Paid (per hour): \$8.00
Total Youth Wages Paid: \$154,018

Ethnicity Comparison for YouthWorks Participants



Employer

American Friends Service Committee
Animal Spirit
Cambridge Boys and Girls Club
Cambridge Public Health Department
Cambridge Youth Programs
Camp Joy
Child Care Resource Center

Employer

Dance Complex
Institute for Community Health
Just A Start
Lesley University
Upward Bound
YouthBuild