

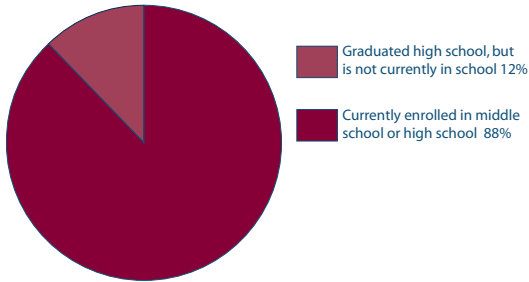
Fitchburg/Leominster—YouthWorks 2007 Program Profile

NUMBER OF YOUTH SERVED BY YOUTHWORKS IN 2007

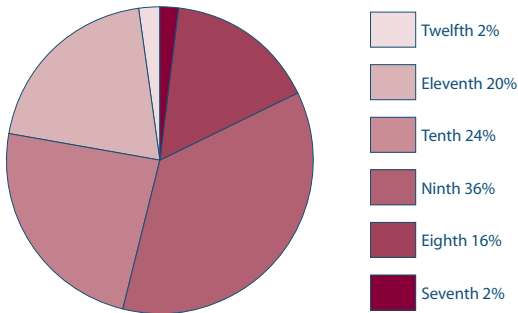
Total Number of Youth Served: 57

SCHOOL STATUS AND GRADE LEVEL OF YOUTHWORKS PARTICIPANTS

School Status (N = 57)



Grade Level of In-School Youth (N =)



JOB PLACEMENTS FOR 2008

(N = 56)

Job Placement	Number	Percentage
Office and Clerical	6	11%
Child Care/Camp Couns.	14	25%
Maintenance and Lands.	0	0%
Information Tech	0	0%
Other Private Sector	18	32%
Other Non-profit	18	32%
Arts & Communications	0	0%

GENDER AND ETHNICITY OF YOUTHWORKS PARTICIPANTS

Ethnicity	Female	Male	Total
African-American	8	7	15
Hispanic Origin	22	10	32
White	4	3	7
Asian	–	–	–
All Other	2	1	3
Totals	36	21	57

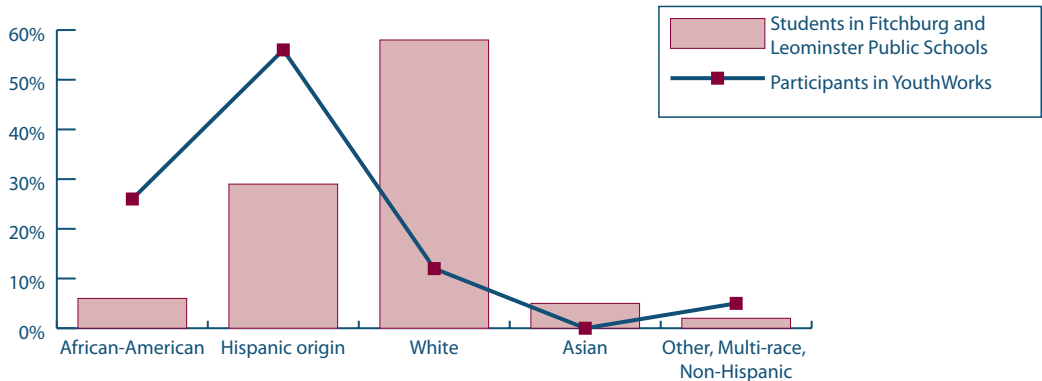
RISK CATEGORY OF YOUTHWORKS PARTICIPANTS

Risk Category (N = 39)	Number	% of Total
Poor academic performance or is a dropout	31	79%
Is a child of a single working parent	1	3%
Homeless or a runaway	0	0%
Has a disability	1	3%
Has aged out of foster care, or close to aging out	0	0%
Court-involved or has history of delinquency	3	8%
Is a teen parent	1	3%
Limited English skills or is a foreign immigrant	2	5%
Totals	39	–

WAGE INFORMATION

Average Wage Paid (per hour): \$7.50
Total Youth Wages Paid: \$67,692

Ethnicity Comparison for YouthWorks Participants



**SAMPLE EMPLOYERS AND JOB TITLES FOR YOUTHWORKS
PARTICIPANTS IN THE CITY OF FITCHBURG**

Employer

Air Compressor
Busy Bee Preschool
Community Health Connections
FATV
First Church of Christ
Halloween Store
Harper Farm
Josephs Jewelers
Kids City
Lunenburg Exxon

Employer

Montachusett Opportunity Council
Mt. Wachusett Community College Summer Up
Progressions
Putman Bowling Alley
RAPS Auto Parts
Shepard Parker
Summer Up
Workers Credit Union
Fitchburg YMCA