

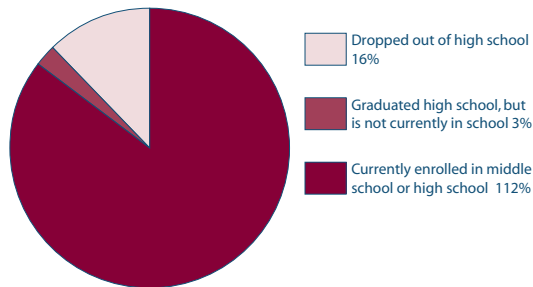
City of New Bedford—YouthWorks 2007 Program Profile

NUMBER OF YOUTH SERVED BY YOUTHWORKS IN 2007

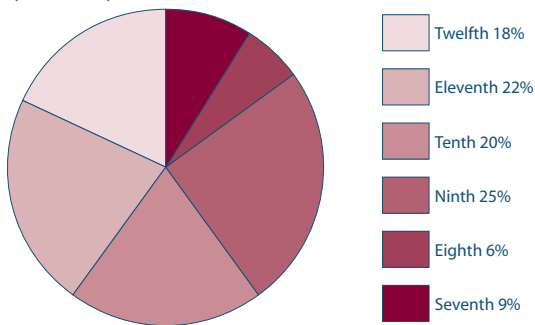
Total Number of Youth Served: 143

SCHOOL STATUS AND GRADE LEVEL OF YOUTHWORKS PARTICIPANTS

School Status (N = 110)



Grade Level of In-School Youth (N = 94)



JOB PLACEMENTS FOR 2008

(N = 143)

Office and Clerical	5	3%
Child Care/Camp Couns.	24	17%
Maintenance and Lands.	23	16%
Information Tech	1	1%
Other Private Sector	34	24%
Other Non-profit	42	29%
Arts & Communications	14	10%

GENDER AND ETHNICITY OF YOUTHWORKS PARTICIPANTS

Ethnicity	Female	Male	Total
African-American	5	24	29
Hispanic Origin	23	29	52
White	20	16	36
Asian	0	1	1
All Other	12	13	25
Totals	59	83	142

RISK CATEGORY OF YOUTHWORKS PARTICIPANTS

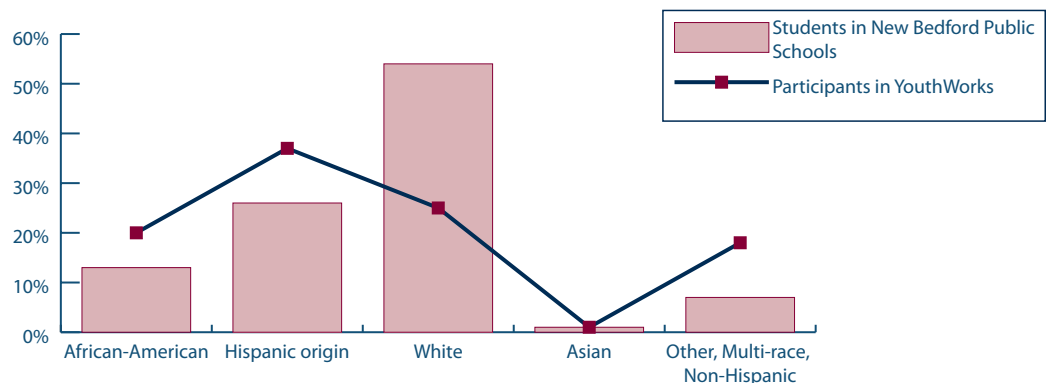
Risk Category (N =)	Number	% of Total
Poor academic performance or is a dropout	0	0%
Is a child of a single working parent	32	27%
Homeless or a runaway	1	1%
Has a disability	42	36%
Has aged out of foster care, or close to aging out	17	14%
Court-involved or has history of delinquency	18	15%
Is a teen parent	7	6%
Limited English skills or is a foreign immigrant	1	1%
Totals	118	—

WAGE INFORMATION

Average Wage Paid (per hour): \$7.50

Total Youth Wages Paid: \$124,682

Ethnicity Comparison for YouthWorks Participants



**SAMPLE EMPLOYERS AND JOB TITLES FOR YOUTHWORKS
PARTICIPANTS IN THE CITY OF NEW BEDFORD**

Employer

Bristol Community College
Brick By Brick
Dennison Memorial
DYS—Department of Infrastructure
DYS—Department of Public Facilities
JCPenney
Lower Deck
New Bedford High School
Positive Action Against Chemical Addiction (PACCA)

Employer

Possible Mentors/Junior Mentors
Quest Building
Salvation Army
Stone By Stone
TJ Maxx
University of Massachusetts Dartmouth
Walgreens
Weekly Compass
West End Day Nursey